

## CLEVELAND SEL-30-TR & SEL-40-TR

### GAS TILTING BRATT PANS

Tilting skillet, Durapan electric open base.  
120 or 150 litre capacity. Motorised tilt control. Add HTS for manual tilt control option (SEL-30-TR-HTS) or (SEL-40-TR-HTS).  
415 volts three phase, 20 / 25 amps

Model: **SEL-30-TR (120lt capacity)**  
**SEL-40-TR (150lt capacity)**



### STANDARD FEATURES

- Anti-Splash Pouring Lip
- Power Tilt (Hydraulic Hand Tilt Optional)
- All Controls are serviceable from the front of the unit
- Stainless Steel Clad 16mm Cooking Surface Guaranteed against warping
- Stainless Steel Coved Cornered Pans with both Gallon and Litre Markings
- All Stainless Steel Construction for durability and easy cleaning
- Adjustable, Electronic Thermostat controls temperature from 37°C to 218°C
- High Efficiency Heating System with even heat distribution
- Fast Heat-Up and Recovery Time-Preheats in 11 minutes, full capacity from cold to boiling in 60 minutes
- Spring Assist Cover with Adjustable Vent and Full Width Handle
- On/Off Switch, Thermostat Knob and Pilots, recessed to avoid breakage
- Four Stainless Steel, Level adjustable feet, rear flanged for bolting
- Two pilot lights; Green = Power on, Amber = Temperature Cycling
- Splash Proof Controls and Water Tight Electrical Connections
- Leg or Modular Base
- Electronic Spark Ignition (ESS)
- High Limit Safety Device set at 246°C

### OPTIONAL FEATURES

- Gas types other than natural
- Food Strainers for pouring spout (FS)
- Poaching Pans (PP)
- Sliding Drain Drawer with Splash Screen (SLD) (for SGL models only)
- Hydraulic Hand Tilt with quick lowering feature (HTS)
- Power Tilt with Hand Tilt Override (PT1)
- Double or Single Pantry Faucet (SPS14, DPS14), includes Faucet Mounting Bracket
- In-Wall Carrier (IWCS)
- Vegetable Steamers (VS)
- Wall Mounting (WMS)

SPECIFICATIONS ARE SUBJECT TO CHANGE WITHOUT NOTICE.

*From the world of Comcater!*

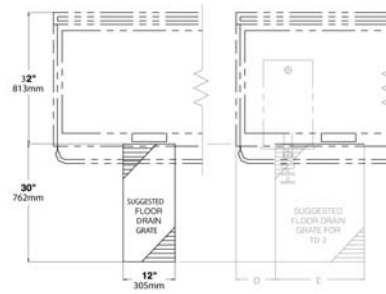
**National Head Office**  
156 Swann Drive  
Derrimut VIC 3030  
Tel: +61 3 8369 4600  
Fax: +61 3 8369 4695

**Melbourne**  
96-100 Tope Street,  
South Melbourne VIC 3205  
Tel: +61 3 8369 4600  
Fax: +61 2 8699 1299

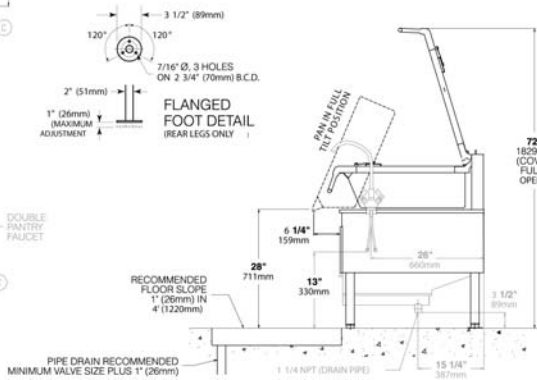
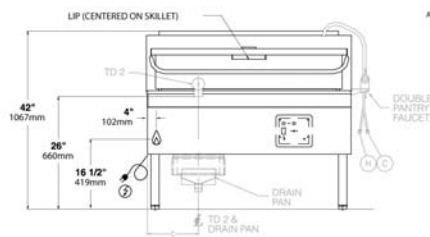
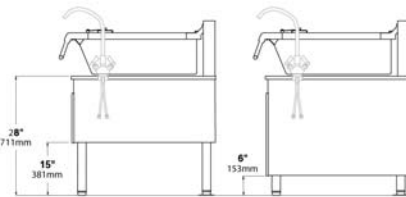
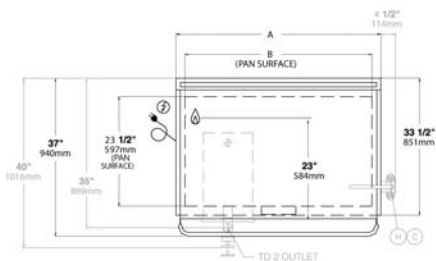
**Sydney**  
20/4 Avenue of the Americas  
Newington, NSW 2127  
Tel: +61 2 9748 3000  
Fax: +61 2 9 648 4762

**Brisbane**  
1/62 Borthwick Avenue  
Murarrie QLD 4172  
Tel: +61 7 3399 3122  
Fax: +61 7 3399 5311

# CLEVELAND SEL-30-TR



NOTE : NON STANDARD ITEMS ARE SHOWN IN GRAY



## DIMENSIONS

External: 914W x 851D x 968H mm (SEL-30-TR)

External: 1219W x 1118D x 968H mm (SEL-40-TR)

## TECHNICAL DATA

Power Supply 415V, 3 Phase, 20 amps (SEL-30-TR)  
415V, 3 Phase, 25 amps (SEL-40-TR)

Energy Rating 14.4kW (SEL-30-TR)  
18kW (SEL-40-TR)

Clearance 153mm Rear  
115mm Right Side (Faucet)

SPECIFICATIONS ARE SUBJECT TO CHANGE WITHOUT NOTICE.



www.comcater.com.au

PROUDLY DISTRIBUTED BY: