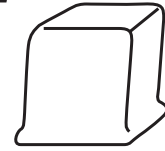


# Self Contained Undercounter Ice Maker **WITH** Pump out Drain

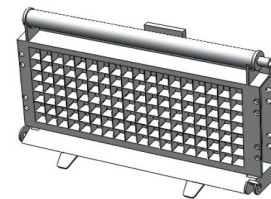



## Features



Half Cube 22mm x 22mm x 10mm  
Full Cube 22mm x 22mm x 22mm

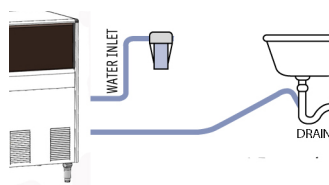
- Stylish Stainless Steel exterior and design.
- No side clearance required, air is drawn in and exhausted from the front.
- Pump out drain can pump up to 10 metres.
- Electronic Control Panel for simple operation.
- Door opens vertically for easy access to ice.
- 12 Months Warranty.
- Available on castors.



## Specifications

Model	Cond Unit	Production per 24hr (10c air and water)	Bin Storage	Power	Size W x D x H (mm)	Height (mm)	REF	Cube Size (mm)
EI55H	Air	50 kg	20 kg	230v/50hz/1	675 x 580 x 735	865 (with legs)	R134a	22 x 22 x 10
EI55F						770 (with castors)		22 x 22 x 22

## Pump out Drain

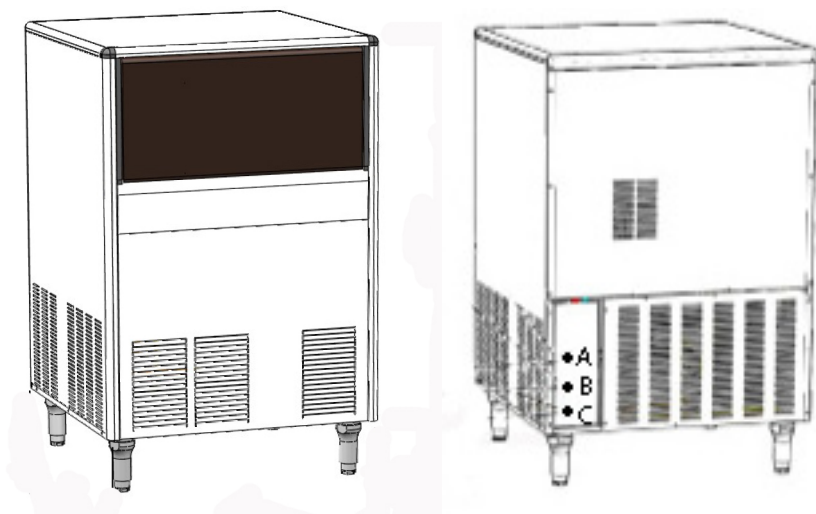


### Performance

- Maximum 2 metres discharge head and up to 10 metres away
- Pump has pre wired safety switch
- Includes 10m drain line
- Installation kit

### Service Guide

- flush the pump thoroughly with anti bacterial wash every 6 months to avoid sludge build up in the pump housing



- A. Power Cord (190 mm)
- B. Water Inlet (120 mm)
- C. Drain (55 mm)

## Dimensions

Height (mm)	Width (mm)	Depth (mm)
865 (with legs)	675	580
770 (with castors)		

## Specifications

Condensor	Power	Amps	Watts	Approx kwh/24	Water Consumption	Net Weight	Packaged Weight
Air	230v/50hz/1	3.2	520	10.5	6.6 l/h	52 kg	62 kg

## Production

		Water			
		32c	21c	15c	10c
Air	10c	40 kg	45 kg	46 kg	50 kg
	21c	35 kg	39 kg	42 kg	45 kg
	32c	28 kg	34 kg	37 kg	40 kg
	38c	21 kg	29 kg	32 kg	36 kg