

## **Air Conditioning**

AIR CURTAIN  
PRODUCT FLYER

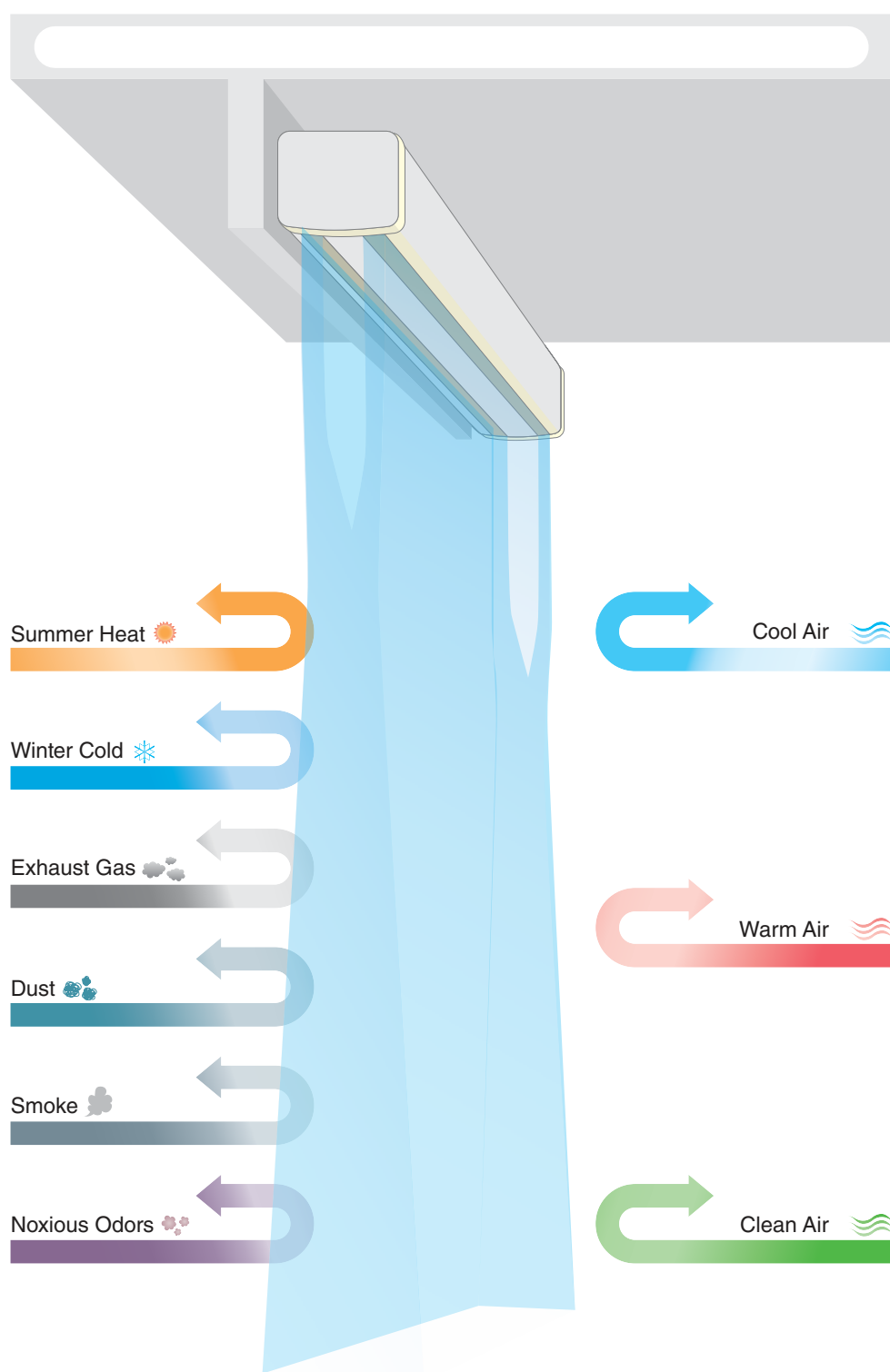


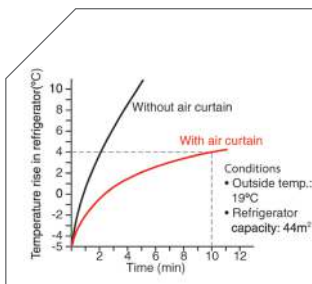
# Air Curtain

## GK SERIES

Mitsubishi Electric Air Curtains are the perfect way to provide your premises with a comfortable, clean and hygienic environment while saving energy with a quiet, efficient and powerful operation.


The Air Curtain not only insulates temperature efficiently (i.e. preventing loss of cool air during cooling and heat loss during heating) it can protect your premises from unpleasant elements found in the external environment.





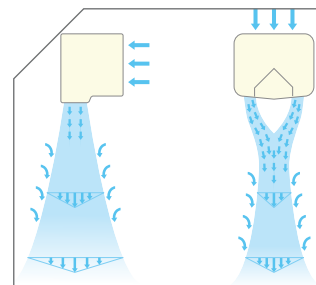
### Sustains Temperature

In a cold-storage facility without an Air Curtain, the temperature inside increases from -5 to 4°C in as little as two minutes. If an Air Curtain is used, this time is extended to about 10 minutes, or approximately five times as long. Tests show that when an Air Curtain was used, 50% less energy was required to reduce the inside temperature to -5°C.




### Quiet Propeller Design

The hydromechanical technology applied to Mitsubishi Electric's quiet fan provides substantial airflow with low noise. Our quiet fan has achieved significant improvements in energy efficiency and operation cost compared to the previous model using a line flow fan.



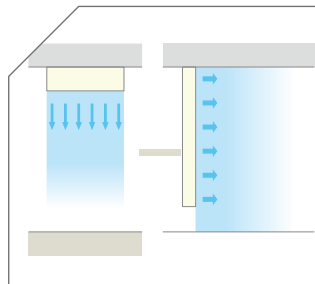
### Twin Nozzle

The twin nozzle design allows the Air Curtain to generate larger air velocity distribution with less air intake. Resistance to the influence of external airflow has been strengthened considerably improving insulation against heat and cold.



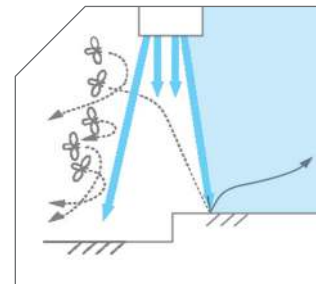
### Easy Maintenance

The use of the axial fan (quiet propeller design) makes the unit easier to maintain and keep the unit in top condition at all times. Additionally, an improvement resulted from a change of fan, from line flow fan to axial flow fan extends the lifespan of the unit.



### Flexible Installation

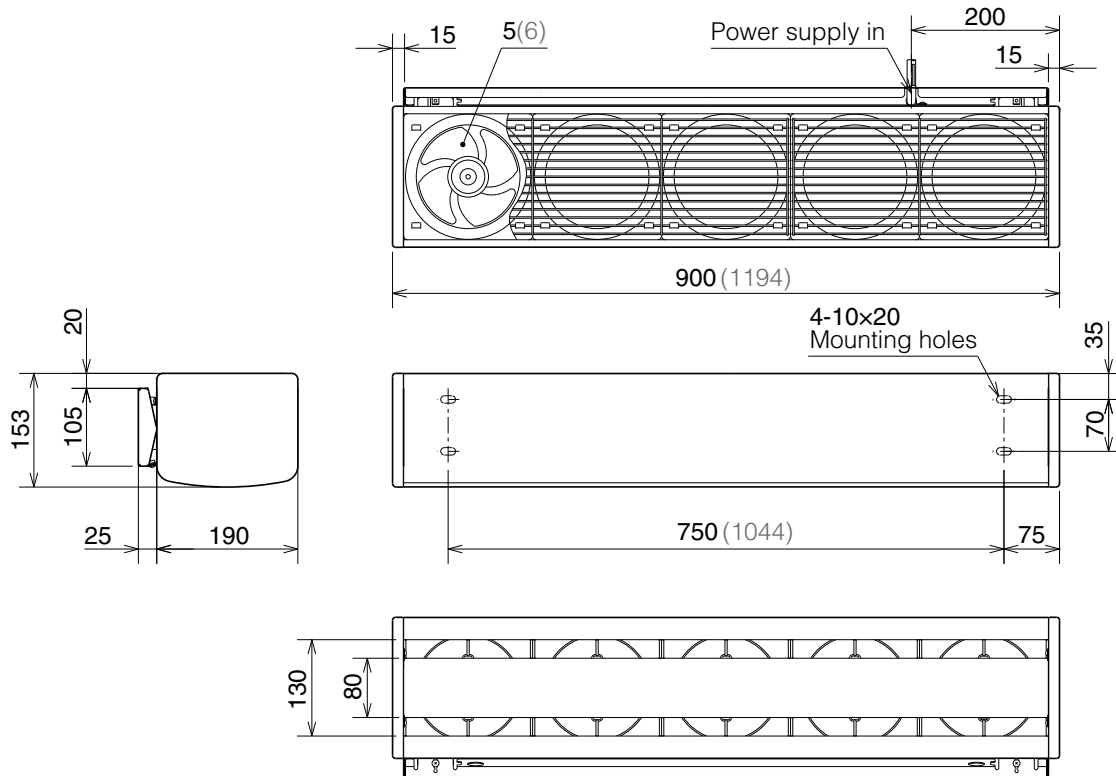
The airflow angle can be adjusted both internally and externally. The unit can be installed vertically or horizontally according to the available space.



### Shut-Out

Powerful airflow lock out. Keeps out dust, insects, and noxious odours. Helping maintain a pleasant environment.

\* In an insect shut out test, a 40w mercury lamp was placed inside an Air Curtain ejected from a 4cm wide vent at a velocity of 8m/sec. The insect shut out rate was 70-80%.



Unit (mm)

\*Figures in parentheses is the value of the GK-2512AS1-CE and GK-3012AS1-CE.

## Specifications

Model	GK-2509YS1-CE		GK-2512AS1-CE		GK-3009AS1-CE		GK-3012AS1-CE		
Single-phase, 50Hz 220-240V	Fan Speed	High	Low	High	Low	High	Low	High	Low
	Air Volume (m <sup>3</sup> /h)	1210-1230	980-1000	1420-1440	1150-1170	1450-1470	1100-1200	1740-1760	1350-1400
	Running Current (A)	0.25-0.26	0.24-0.25	0.35-0.37	0.31-0.33	0.43-0.46	0.35-0.37	0.52-0.56	0.44-0.46
	Input Power	54-61	52-59	76-83	67-78	90-105	76-87	107-125	95-109
	Air Velocity Max. (m/sec)	9.5	7	9.5	7	12	8	12	8
	Noise (dB)	43-44.5	38-41	46-47	40.5-44	46-47	43-45.5	49-50	46-47
	Air Volume (m <sup>3</sup> /h)	1170	930	1410	1090	1640	1150	1950	1330
	Running Current (A)	0.29	0.25	0.39	0.33	0.47	0.39	0.58	0.48
	Input Power (W)	63	54	84	71	102	84	125	104
	Air Velocity Max. (m/sec)	9.5	7	9.5	7	12	8	12	8
	Noise (dB)	43	35	46.5	38	49.5	42.5	52	45
	Starting Current (A)	0.43		0.62		0.86		1.05	
	Weight (kg)	10.5		13.3		11.0		14.0	

\*Use conditions: The temperature should be between -10 and +45°C. The RH should be less than 90% at room temperature. Any condition outside of this range could result in burnout, deformed, malrotating or damaged parts.



MitsubishiElectric.com.au

Printed May 2016

The specifications and information in this flyer are subject to change without notice. Colours depicted in this flyer may vary slightly. Images are for illustrational purposes only.